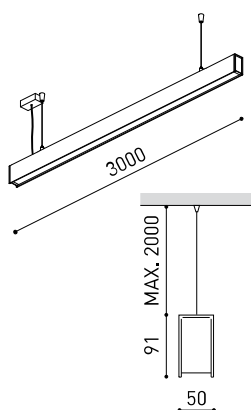
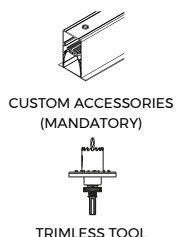




## Dimensions



## Accessories



Name	FIFTY+ HQ SUSP CUSTOM 300 DIM DALI 3000K NT
Reference	A4441421NT
Color	Textured black
RAL	9005
Category	CUSTOM SYSTEMS

## PRODUCT

Type	LED
Gross luminous flux	9780 lm
Colour temperature	3000 K
Chromatic stability	MacAdam Step 2
Colour Rendering Index	CRI>90
Power	70,8 W
Current	1050 mA
Efficacy	136 lm/W
LED lifespan	L80B10 >60.000h
Energy efficiency class	D

## LIGHT SOURCE

## LIGHTING FIXTURE | PHOTOMETRIC DATA

Lighting efficiency	70% / UGR 47%
Light beam angle	104° / UGR 62°

## LIGHTING FIXTURE | ELECTRICAL DATA

Driver	Included - Fast Connect
Power values of the system	78,75 W
Frequency	50/60 Hz
Dimming	DALI
Electrical insulation class	⚡

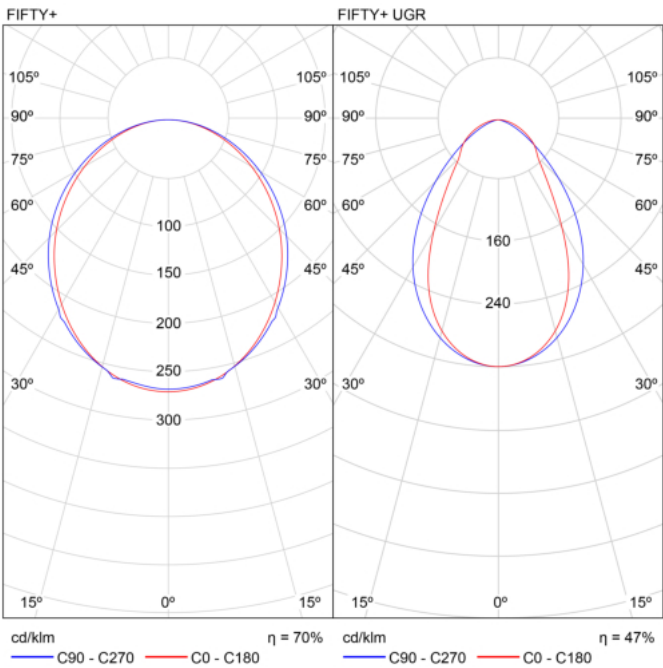
## OTHER DATA

Sealing	IP20
Wireless control	Please Consult
Cord length	Max. 2 m
Fast adjustment tensioner	Yes
Diffuser included	No
Weight	8710 g
Packaged weight	12860 g
Packaging dimensions	Ø157,5 x 1140 mm
Units per package	1
Materials	Aluminium / Polycarbonate

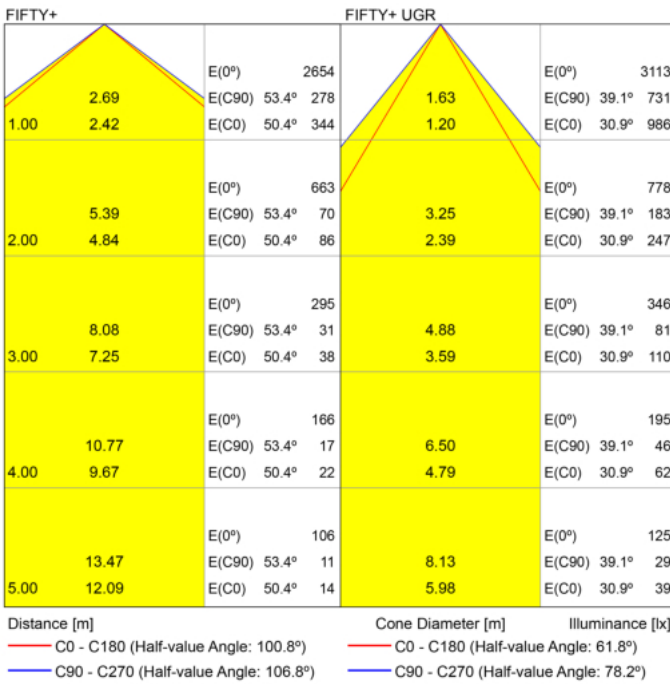


Fifty+ is the longitudinal lighting profile for Custom application. Fifty + adds functional light and visual support to highlight the lines, volumes and transitions defined in the architecture. Having an Opal diffuser which disperses the light and a UGR diffuser that reduces the glare angle. Both are installed as a single part along its entire length so as not to interrupt the light beam.

Polar diagram



Conical diagram



UGR

Glare Evaluation According to UGR																	
		ceiling					walls					floor					
Room Size	X	Y	20	30	50	30	70	70	50	50	30	30					
			Viewing direction at right angles to lamp axis					Viewing direction parallel to lamp axis									
2H	2H	21.2	22.5	21.4	22.7	22.9	21.5	22.8	21.8	23.0	23.3	23.3					
3H	3H	22.8	24.0	23.1	24.2	24.5	23.3	24.4	23.6	24.7	25.0	25.0					
4H	4H	23.4	24.5	23.8	24.8	25.1	23.9	25.0	24.2	25.3	25.6	25.6					
6H	6H	23.8	24.9	24.2	25.2	25.5	24.4	25.4	24.7	25.7	26.0	26.0					
8H	8H	24.0	25.0	24.3	25.3	25.6	24.5	25.5	24.9	25.8	26.2	26.2					
12H	12H	24.0	25.0	24.4	25.3	25.6	24.6	25.6	25.0	25.9	26.2	26.2					
4H	2H	21.7	22.8	22.1	23.1	23.4	22.0	23.1	22.4	23.4	23.7	23.7					
	3H	23.6	24.5	24.0	24.9	25.2	24.0	24.9	24.3	25.2	25.6	25.6					
	4H	24.4	25.2	24.7	25.5	25.9	24.8	25.6	25.2	25.9	26.3	26.3					
	6H	24.9	25.6	25.3	26.0	26.4	25.4	26.1	25.8	26.5	26.9	26.9					
	8H	25.1	25.8	25.5	26.2	26.6	25.6	26.3	26.0	26.6	27.1	27.1					
12H	2H	25.2	25.8	25.6	26.2	26.7	25.7	26.3	26.2	26.8	27.2	27.2					
	3H	25.6	26.1	26.1	26.5	27.0	26.1	26.5	26.5	27.0	27.5	27.5					
	4H	25.8	26.2	26.3	26.6	27.1	26.3	26.7	26.8	27.1	27.6	27.6					
	6H	24.7	25.3	25.1	25.7	26.1	25.0	25.7	25.4	26.1	26.5	26.5					
	8H	25.3	25.9	25.8	26.3	26.8	25.8	26.3	26.2	26.7	27.2	27.2					
12H	4H	24.7	25.3	25.1	25.7	26.1	25.0	25.6	25.5	26.0	26.5	26.5					
	6H	25.4	25.9	25.9	26.3	26.8	25.8	26.3	26.3	26.7	27.2	27.2					
	8H	25.7	26.1	26.2	26.6	27.1	26.1	26.5	26.6	27.0	27.5	27.5					
	Variation of the observer position for the luminaire distances S																
	S = 1.0H	+0.1 / -0.1					+0.1 / -0.1										
S = 1.5H	+0.2 / -0.4					+0.2 / -0.4											
S = 2.0H	+0.4 / -0.8					+0.4 / -0.7											
Standard table	BK05					BK06											
Correction Summand	-1.1					-0.1											
Corrected Glare Indices referring to 9780lm Total Luminous Flux																	

UGR

Glare Evaluation According to UGR												
Room Size X Y		Viewing direction at right angles to lamp axis					Viewing direction parallel to lamp axis					
		20	30	50	50	30	20	30	50	50	30	20
		20	30	50	30	50	20	30	50	30	50	20
		20	20	20	20	20	20	20	20	20	20	20
2H	2H	16.7	17.7	16.9	17.9	18.1	16.1	17.1	16.4	17.4	17.6	17.6
	3H	18.3	19.3	18.6	19.5	19.8	17.2	18.1	17.5	18.4	18.6	18.6
	4H	18.9	19.8	19.2	20.1	20.3	17.6	18.4	17.9	18.7	19.0	19.0
	6H	19.3	20.1	19.7	20.4	20.7	17.8	18.6	18.2	18.9	19.2	19.2
	8H	19.4	20.2	19.8	20.5	20.8	17.9	18.7	18.3	19.0	19.3	19.3
4H	12H	19.5	20.2	19.8	20.5	20.9	18.0	18.7	18.3	19.0	19.3	19.3
	2H	17.0	17.8	17.3	18.1	18.4	16.5	17.4	16.8	17.6	17.9	17.9
	3H	18.8	19.6	19.2	19.9	20.2	17.8	18.5	18.1	18.8	19.2	19.2
	4H	19.5	20.2	19.9	20.5	20.9	18.3	19.0	18.7	19.3	19.6	19.6
	6H	20.1	20.6	20.5	21.0	21.4	18.7	19.2	19.1	19.6	20.0	20.0
8H	8H	20.2	20.7	20.6	21.1	21.5	18.8	19.3	19.2	19.7	20.1	20.1
	12H	20.3	20.8	20.8	21.2	21.6	18.9	19.3	19.3	19.8	20.2	20.2
	4H	19.7	20.2	20.1	20.6	21.0	18.5	19.1	19.0	19.4	19.8	19.8
	6H	20.3	20.7	20.7	21.1	21.6	19.0	19.4	19.5	19.9	20.3	20.3
	8H	20.5	20.9	21.0	21.3	21.8	19.2	19.6	19.7	20.0	20.5	20.5
12H	12H	20.7	21.0	21.2	21.4	21.9	19.4	19.7	19.8	20.1	20.6	20.6
	4H	19.7	20.1	20.1	20.5	21.0	18.6	19.0	19.0	19.4	19.9	19.9
	6H	20.3	20.7	20.8	21.1	21.6	19.1	19.4	19.6	19.9	20.4	20.4
	8H	20.6	20.9	21.0	21.3	21.8	19.3	19.6	19.8	20.1	20.6	20.6
	Variation of the observer position for the luminaire distances S											
S = 1.0H		+0.3 / -0.3					+0.3 / -0.5					
S = 1.5H		+0.5 / -0.4					+1.2 / -1.2					
S = 2.0H		+0.9 / -0.9					+2.3 / -1.8					
Standard table		BK05					BK03					
Correction												
Summand		-7.0					-8.5					
Corrected Glare Indices referring to 9780lm Total Luminous Flux												

Feed



Model	Mains Trimless
Reference	A023-00-01-   W   N
Colour	W <input type="checkbox"/> RAL 9016   N <input checked="" type="checkbox"/> RAL 9005
Category	Accessories

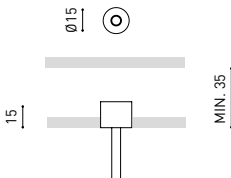
PRODUCT

Mains Trimless

A023-00-01- | W | N |

W ☐ RAL 9016 | N ☒ RAL 9005

Accessories



Model	Mains Thick Trimless
Reference	A023-00-02-   W   N
Colour	W <input type="checkbox"/> RAL 9016   N <input checked="" type="checkbox"/> RAL 9005
Category	Accessories

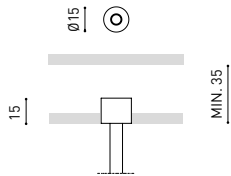
PRODUCT

Mains Thick Trimless

A023-00-02- | W | N |

W ☐ RAL 9016 | N ☒ RAL 9005

Accessories



Fastening



Model	Steel Cable Trimless*
Reference	A023-00-05-   W   N
Colour	W <input type="checkbox"/> RAL 9016   N <input checked="" type="checkbox"/> RAL 9005
Category	Accessories

PRODUCT

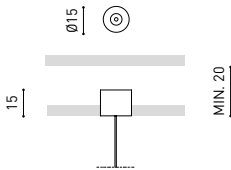
Steel Cable Trimless\*

A023-00-05- | W | N |

W ☐ RAL 9016 | N ☒ RAL 9005

Accessories

\*as many pieces as needed according to your product



Accessory for trimless cable

Wire Trimless Accessory is a collection of accessories for fitting tensioners and cables to Arkoslight luminaires suspended directly from the ceiling with any visible ceiling rose or fixings. This achieves a minimalist application with a visually tidy finish.

With Wire Trimless Accessory the items adjacent to the ceiling of the standard product (ceiling roses, fixings, driver boxes, etc.) are concealed by a simple recessed application.

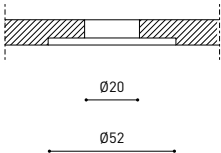
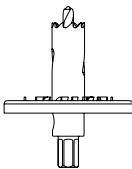
Wire Trimless Accessory reduces the visual impact of the installation leading to extremely minimalist aesthetics. The wires come out of the ceiling material as a part of the structure. This detail creates a much purer, more essential layout, particular when several luminaires are fitted in an arrangement.

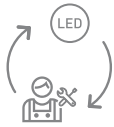


INSTALLATION GUIDE  
[https://youtu.be/sa\\_xAgj4ji4](https://youtu.be/sa_xAgj4ji4)



PRODUCT	
Model	Trimless Tool <b>D20 X D52 MM</b>
Reference	A478-00-01
Category	Accessories





Fuente de luz (LED) reemplazable por un profesional autorizado

Replaceable (LED only) light source by an authorized professional.

Source lumineuse (LED) remplaçable par un professionnel agréé

Sorgente luminosa (LED) sostituibile da parte di un professionista autorizzato

Austauschbare (LED) Lichtquelle durch einen autorisierten Fachmann



Equipo de control reemplazable por un profesional autorizado

Replaceable control gear by an authorized professional

Dispositif de commande remplaçable par un professionnel agréé

Alimentatore sostituibile da parte di un professionista autorizzato

Auswechselbares Betriebsgerät durch autorisierten Fachmann

## Instrucciones para el final de vida y la eliminación de los componentes:

### Instructions on end-of-life and component disposal:

### Instructions pour la gestion des composants en fin de vie et leur mise au rebut :

### Istruzioni per il fine vita e lo smaltimento dei componenti:

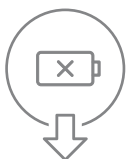
### Anweisungen zur entsorgung der Leuchtenkomponenten:



Interrumpir la alimentación del aparato  
Cut the power supply to the luminaire  
Couper l'alimentation du luminaire  
Interrompere l'alimentazione dell'apparecchio  
Stromversorgung der Leuchte unterbrechen



Quitar la(s) fuente(s) de luz para el desecho  
Remove light source(s) for disposal  
Retirer la (les) source(s) lumineuse(s) pour l'élimination  
Rimuovere la/le sorgente/e di luce per lo smaltimento  
Lichtquelle(n) zur Entsorgung entfernen



Quitar la batería para el desecho  
Remove the battery for decommissioning  
Retirer la batterie pour sa mise au rebut  
Rimuovere la batteria per la dismissione  
Die Batterie ordnungsgemäß entsorgen



Quitar el equipo de control para el desecho  
Remove control gear for disposal  
Retirer le dispositif de commande pour l'élimination  
Rimuovere l'alimentatore per lo smaltimento  
Betriebsgerät zur Entsorgung ausbauen

Enviar los materiales a un centro de recogida RAEE  
Send the materials to a WEEE collection centre  
Envoyer les matériaux dans une déchetterie DEEE  
Inviare i materiali ad un centro di raccolta RAEE  
Die Materialien in einem WEEE-Zentrum entsorgen

